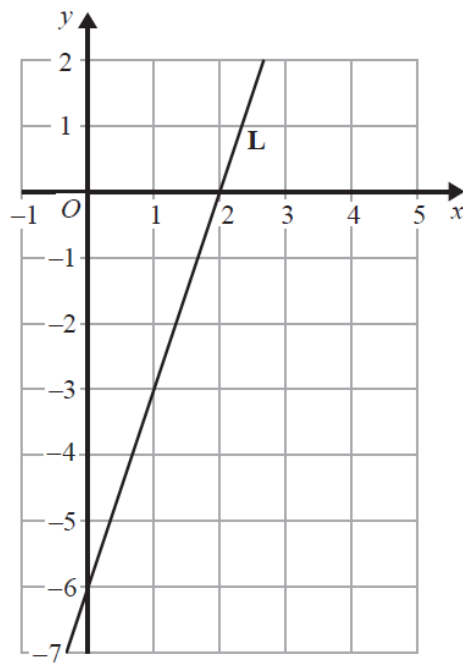


- 1 The line **L** is shown on the grid.

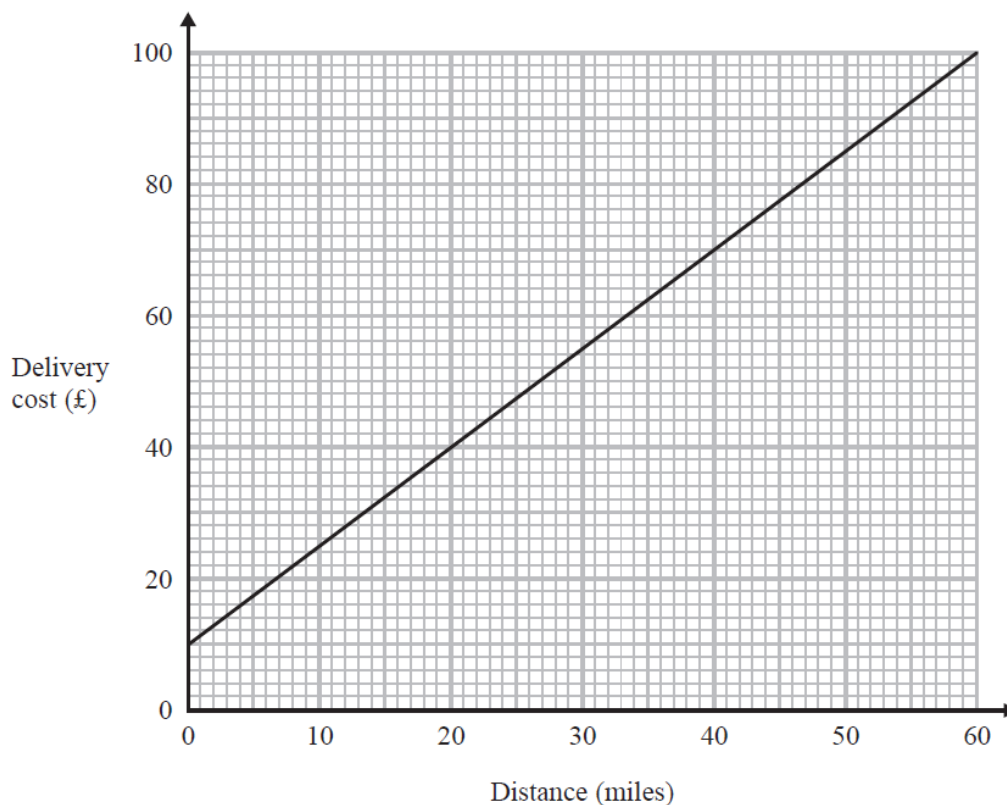


Find an equation for **L**.

.....
(Total for Question is 3 marks)

2 Tom uses his lorry to deliver bricks.

You can use this graph to find the delivery cost for different distances.



For each delivery, there is a fixed charge plus a charge for the distance.

(a) How much is the fixed charge?

£
(1)

Tom makes two deliveries of bricks.

The distance of one delivery is 20 miles more than the distance of the other delivery.

(b) Work out the difference between the two delivery costs.

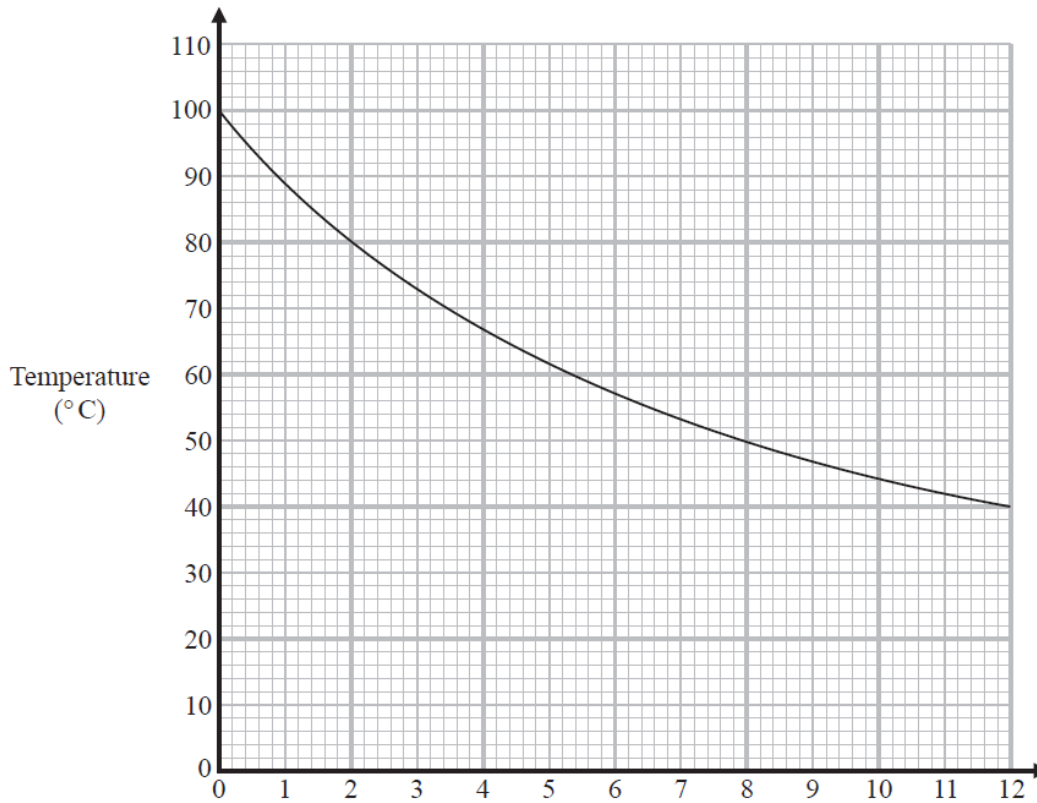
£
(2)

(Total for Question is 3 marks)

3 Write down the gradient of the line with equation $y = 2x + 3$

.....
(Total for Question is 1 mark)

- 4 The graph shows information about the time, in minutes, a liquid has been cooling and the temperature of the liquid in °C.



- (a) What is the temperature of the liquid at time 2 minutes?

..... °C
(1)

Pam recorded the time when the liquid had a temperature of 50°C.

- (b) Write down this time.

..... minutes
(1)

Pam says that the temperature of the liquid drops more in the first 3 minutes of cooling than it does between time 9 minutes and time 12 minutes.

- (c) Is Pam correct?

Give a reason for your answer.

.....

(1)

(Total for Question is 3 marks)